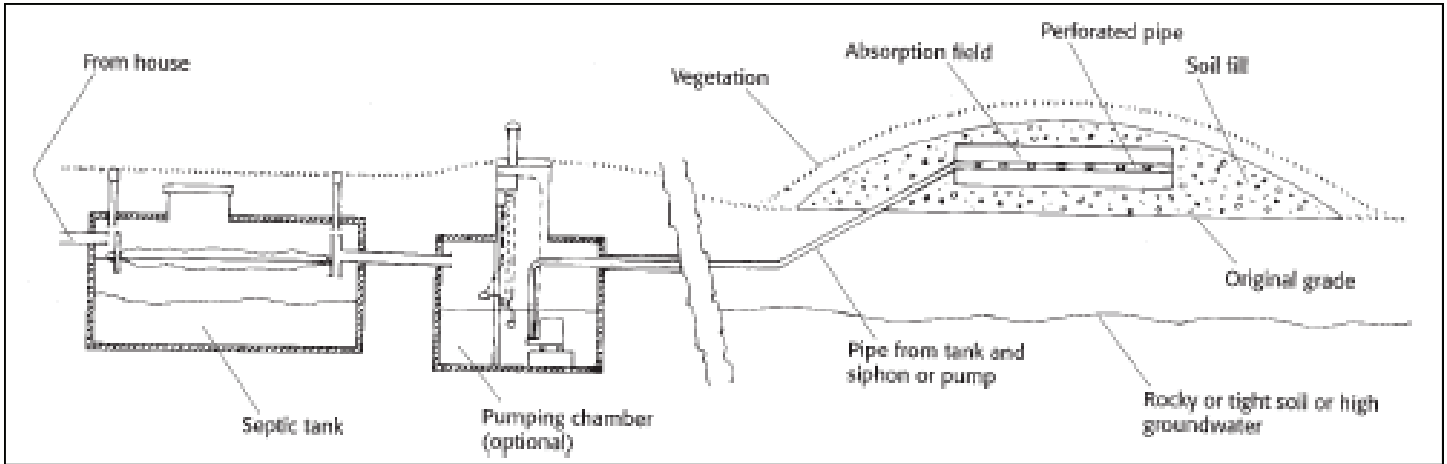
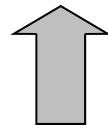


MOUNDS

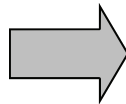


**Did
You
Know
This?**



Inside a Mound

Outside a Mound



- ◆ The three components of a mound system are a septic tank, pump station and the elevated mound.
- ◆ Mounds need established grass to help prevent erosion.

- ◆ Because a large portion of the mound system components are above-grade, mound systems are easier to construct than conventional soil absorption systems.
- ◆ Mound systems have been successful in treating wastewater on: slowly permeable soils; shallow permeable soils over bedrock; and permeable soils with seasonal high water tables.

Reference: KSU Extension Handout MF 2542, Selecting an Onsite Wastewater or Septic System

For more information contact:

Reno County Health Department
209 West Second Street
Hutchinson, KS 67501
Phone: 620-694-2900
Fax: 620-665-8883
<http://www.renogov.org/>



Handout #4 Mounds